



## Business Participation Report

Payments/Revenues/Expenditures from 7/1/2023 - 8/31/2023

Capital Expenditures				\$2,078,609.28
	Dollars	Percent	Virginia Dollars	Virginia Percent
Small Business	\$478,569.80	23.02%	\$478,569.80	100.00%
Women Owned Business	\$90,908.00	4.37%	\$0.00	0.00%
Minority Owned Business	\$39,462.67	1.90%	\$39,462.67	100.00%
Non-Certified	\$1,469,668.81	70.70%	(\$626,744.27)	-42.65%
<b>Total Certified Dollars</b>	<b>\$608,940.47</b>	<b>29.30%</b>	<b>\$518,032.47</b>	<b>85.07%</b>

Goods & Services				\$4,591,803.26
	Dollars	Percent	Virginia Dollars	Virginia Percent
Small Business	\$547,669.26	11.93%	\$547,669.26	100.00%
Women Owned Business	\$286,383.65	6.24%	\$168,232.39	58.74%
Minority Owned Business	\$66,240.95	1.44%	\$66,240.95	100.00%
Non-Certified	\$3,691,509.40	80.39%	\$385,660.25	10.45%
<b>Total Certified Dollars</b>	<b>\$900,293.86</b>	<b>19.61%</b>	<b>\$782,142.60</b>	<b>86.88%</b>

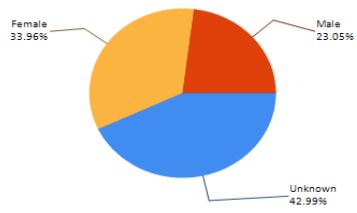
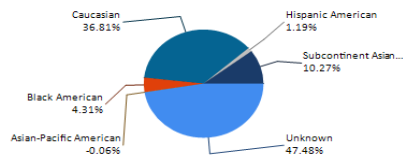

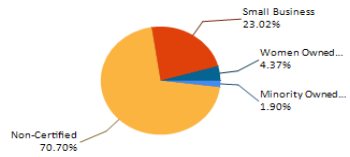
Concessions (Non-Car Rental)				\$9,521,801.44
	Dollars	Percent	Virginia Dollars	Virginia Percent
Small Business	\$0.00	0.00%	\$0.00	0.00%
Women Owned Business	\$56,045.66	0.59%	\$0.00	0.00%
Minority Owned Business	\$764,734.54	8.03%	\$6,674.60	0.87%
Non-Certified	\$8,701,021.24	91.38%	\$30,129.23	0.35%
<b>Total Certified Dollars</b>	<b>\$820,780.20</b>	<b>8.62%</b>	<b>\$6,674.60</b>	<b>0.81%</b>

Concessions (Car Rental)*				\$8,830,677.14
	Dollars	Percent	Virginia Dollars	Virginia Percent
Small Business	\$0.00	0.00%	\$0.00	0.00%
Women Owned Business	\$0.00	0.00%	\$0.00	0.00%
Minority Owned Business	\$420,077.47	4.76%	\$0.00	0.00%
Non-Certified	\$8,410,599.67	95.24%	\$922,666.00	10.97%
<b>Total Certified Dollars</b>	<b>\$420,077.47</b>	<b>4.76%</b>	<b>\$0.00</b>	<b>0.00%</b>

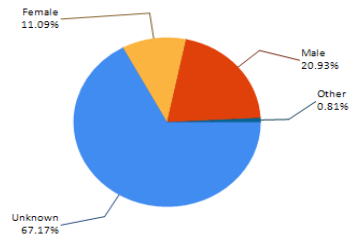
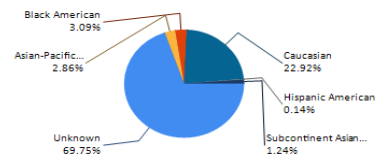
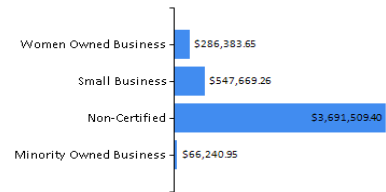
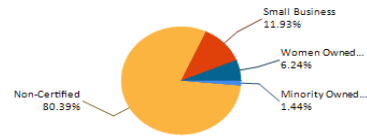
\*Car rentals report quarterly and data may be blank if report is ran outside of a reporting quarter



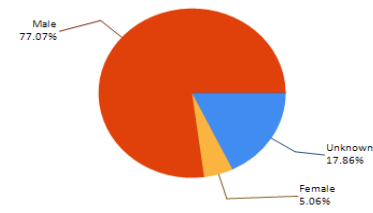
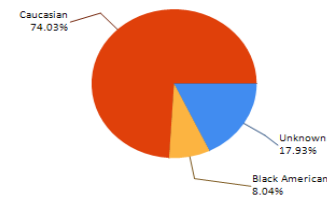
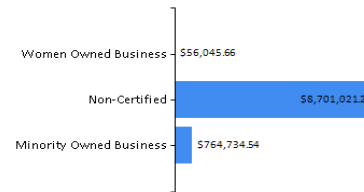
**Capital Expenditures**



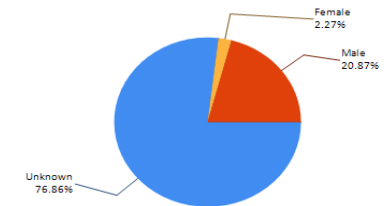
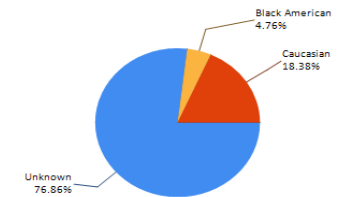
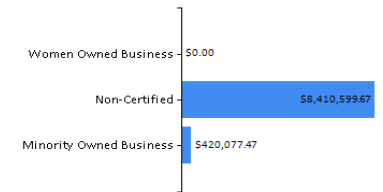
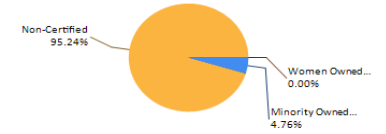
**Goods & Services**



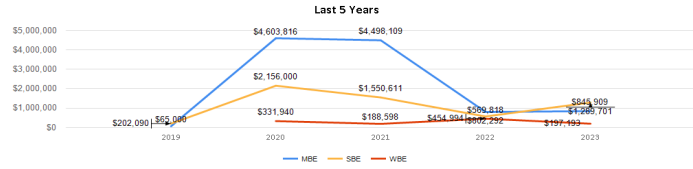
**Concessions (Non-Car Rental)**



**Concessions (Car Rental)**

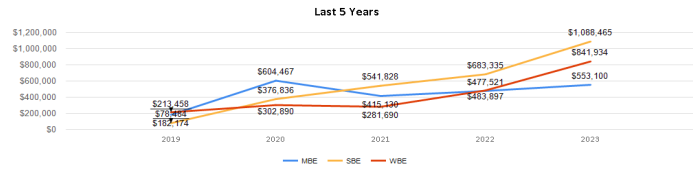


**Capital Expenditures**



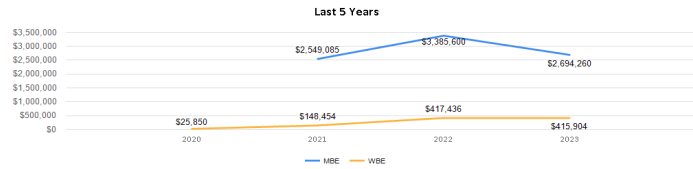
Classification	2019	%	2020	%	2021	%	2022	%	2023	%
SBE	\$202,089.76	25.08%	\$2,156,000.30	3.92%	\$1,550,610.65	8.18%	\$569,818.01	3.79%	\$1,289,700.78	11.35%
WBE	\$0.00	0.00%	\$331,940.48	0.60%	\$188,597.98	1.00%	\$454,994.24	3.02%	\$197,193.19	1.74%
MBE	\$65,000.00	8.07%	\$4,603,815.81	8.36%	\$4,498,108.79	23.74%	\$802,291.63	5.33%	\$845,909.38	7.45%
<b>Capital Expenditures Total Spend</b>	<b>\$267,089.76</b>		<b>\$7,091,756.59</b>		<b>\$6,237,317.42</b>		<b>\$1,827,103.88</b>		<b>\$2,332,803.35</b>	

**Goods & Services**



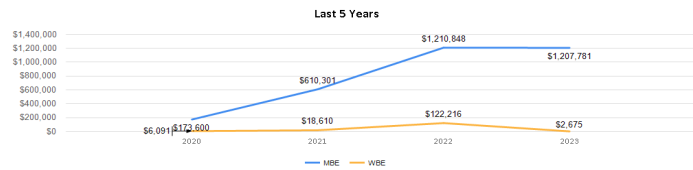
Classification	2019	%	2020	%	2021	%	2022	%	2023	%
SBE	\$78,483.99	2.82%	\$376,836.24	3.59%	\$541,827.77	11.22%	\$683,334.88	7.43%	\$1,088,464.93	6.00%
WBE	\$213,457.56	7.67%	\$302,890.26	2.88%	\$281,690.07	5.83%	\$483,897.47	5.26%	\$841,934.10	4.64%
MBE	\$182,173.64	2.82%	\$604,467.48	3.59%	\$415,129.98	11.22%	\$477,521.38	7.43%	\$553,099.84	6.00%
<b>Goods &amp; Services Total Spend</b>	<b>\$474,115.19</b>		<b>\$1,284,193.98</b>		<b>\$1,238,647.82</b>		<b>\$1,644,753.73</b>		<b>\$2,483,498.87</b>	

**Concessions (Non-Car Rental)**



Classification	2019	%	2020	%	2021	%	2022	%	2023	%
SBE	\$0.00	0.00%	\$0.00	0.00%	\$0.00	0.00%	\$0.00	0.00%	\$0.00	0.00%
WBE	\$0.00	0.00%	\$25,849.98	100.00%	\$148,453.92	0.47%	\$417,435.93	0.93%	\$415,903.64	1.19%
MBE	\$0.00	0.00%	\$0.00	0.00%	\$2,549,084.97	8.04%	\$3,385,599.93	7.52%	\$2,694,260.49	7.69%
<b>Concessions (Non-Car Rental) Total Spend</b>	<b>\$0.00</b>		<b>\$25,849.98</b>		<b>\$2,697,538.89</b>		<b>\$3,803,035.86</b>		<b>\$3,110,164.13</b>	

**Concessions (Car Rental)**



Classification	2019	%	2020	%	2021	%	2022	%	2023	%
SBE	\$0.00	0.00%	\$0.00	0.00%	\$0.00	0.00%	\$0.00	0.00%	\$0.00	0.00%
WBE	\$0.00	0.00%	\$6,090.50	0.34%	\$18,609.50	0.05%	\$122,216.36	0.29%	\$2,675.00	0.01%
MBE	\$0.00	0.00%	\$173,600.18	9.79%	\$610,300.81	1.53%	\$1,210,847.81	2.84%	\$1,207,781.29	2.36%
<b>Concessions (Car Rental) Total Spend</b>	<b>\$0.00</b>		<b>\$179,690.68</b>		<b>\$628,910.31</b>		<b>\$1,333,064.17</b>		<b>\$1,210,456.29</b>	