



<b>Capital Expenditures</b>				<b>\$446,619.73</b>
	Dollars	Percent	Virginia Dollars	Virginia Percent
<b>Small Business</b>	\$94,190.24	21.09%	\$94,190.24	100.00%
<b>Women Owned Business</b>	\$0.00	0.00%	\$0.00	0.00%
<b>Minority Owned Business</b>	\$260.00	0.06%	\$260.00	100.00%
<b>Non-Certified</b>	\$352,169.49	78.85%	\$63,822.41	18.12%
<b>Total Certified Dollars</b>	\$94,450.24	21.15%	\$94,450.24	100.00%

<b>Goods &amp; Services</b>				<b>\$5,979,453.91</b>
	Dollars	Percent	Virginia Dollars	Virginia Percent
<b>Small Business</b>	\$212,540.76	3.55%	\$0.00	0.00%
<b>Women Owned Business</b>	\$643,019.27	10.75%	\$0.00	0.00%
<b>Minority Owned Business</b>	\$282,539.34	4.73%	\$0.00	0.00%
<b>Non-Certified</b>	\$4,841,354.54	80.97%	\$0.00	0.00%
<b>Total Certified Dollars</b>	\$1,138,099.37	19.03%	\$0.00	0.00%

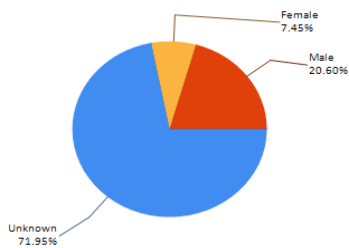
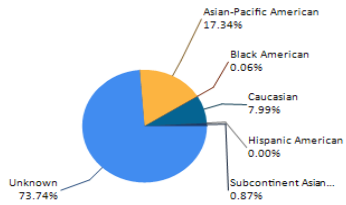
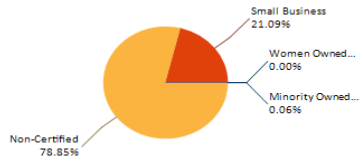
<b>Concessions (Non-Car Rental)</b>				<b>\$4,751,022.55</b>
	Dollars	Percent	Virginia Dollars	Virginia Percent
<b>Small Business</b>	\$0.00	0.00%	\$0.00	0.00%
<b>Women Owned Business</b>	\$35,471.72	0.75%	\$0.00	0.00%
<b>Minority Owned Business</b>	\$811,039.82	17.07%	\$2,295.40	0.28%
<b>Non-Certified</b>	\$3,904,511.01	82.18%	\$32,391.22	0.83%
<b>Total Certified Dollars</b>	\$846,511.54	17.82%	\$2,295.40	0.27%

<b>Concessions (Car Rental)*</b>				
	Dollars	Percent	Virginia Dollars	Virginia Percent
<b>Small Business</b>		0.00%		0.00%
<b>Women Owned Business</b>		0.00%		0.00%
<b>Minority Owned Business</b>		0.00%		0.00%
<b>Non-Certified</b>		0.00%		0.00%
<b>Total Certified Dollars</b>		0.00%		0.00%

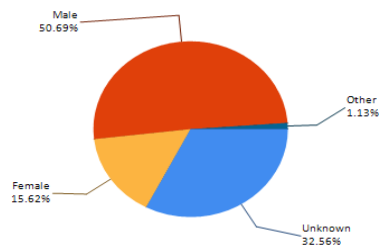
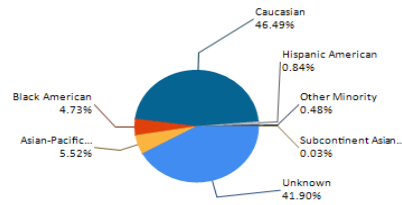

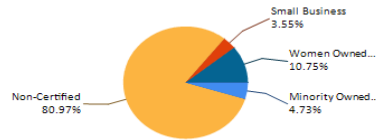
\*Car rentals report quarterly and data may be blank if report is ran outside of a reporting quarter



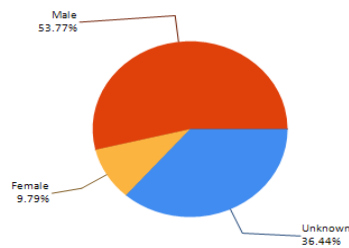
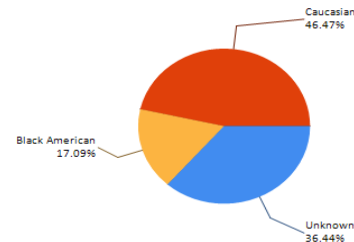
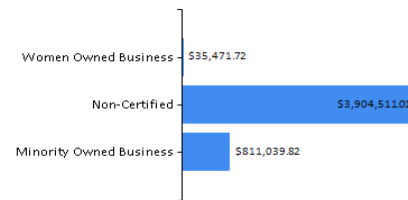
**Capital Expenditures**



**Goods & Services**



**Concessions (Non-Car Rental)**




**Concessions (Car Rental)**

No Data Available



No Data Available



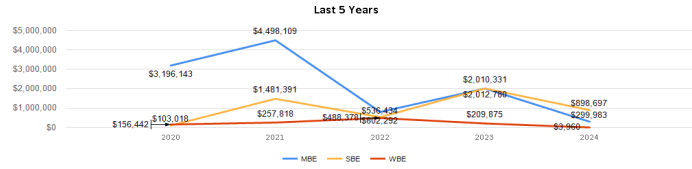
No Data Available



No Data Available



**Capital Expenditures**



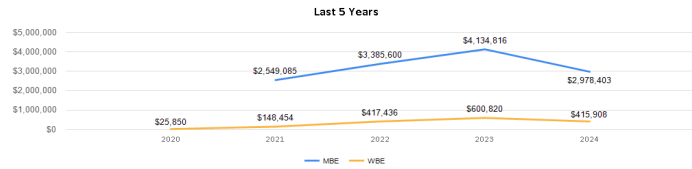
Classification	2020	%	2021	%	2022	%	2023	%	2024	%
SBE	\$103,017.96	0.75%	\$1,481,390.65	7.82%	\$536,434.01	3.45%	\$2,012,780.44	10.91%	\$898,696.69	19.50%
WBE	\$156,442.05	1.13%	\$257,817.98	1.36%	\$488,378.24	3.14%	\$209,875.38	1.14%	\$3,960.00	0.09%
MBE	\$3,196,142.86	23.15%	\$4,498,108.79	23.74%	\$802,291.63	5.16%	\$2,010,331.07	10.90%	\$299,982.65	6.51%
<b>Capital Expenditures Total Spend</b>	<b>\$3,455,602.87</b>		<b>\$6,237,317.42</b>		<b>\$1,827,103.88</b>		<b>\$4,232,986.89</b>		<b>\$1,202,639.34</b>	

**Goods & Services**



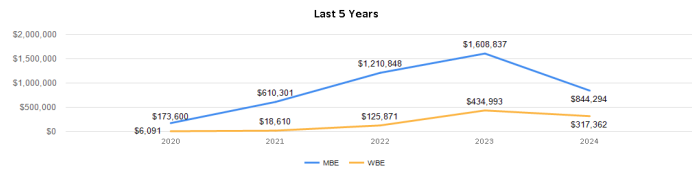
Classification	2020	%	2021	%	2022	%	2023	%	2024	%
SBE	\$11,886.19	5.07%	\$539,577.81	11.17%	\$700,817.57	7.62%	\$1,691,085.29	5.66%	\$1,454,066.84	7.06%
WBE	\$18,026.50	7.69%	\$276,998.01	5.73%	\$463,889.57	5.04%	\$989,517.49	3.31%	\$1,357,276.14	6.59%
MBE	\$14,842.23	5.07%	\$413,202.14	11.17%	\$498,111.76	7.62%	\$1,390,990.14	5.66%	\$1,038,734.74	7.06%
<b>Goods &amp; Services Total Spend</b>	<b>\$44,754.92</b>		<b>\$1,229,777.96</b>		<b>\$1,662,818.90</b>		<b>\$4,071,592.92</b>		<b>\$3,850,077.72</b>	

**Concessions (Non-Car Rental)**



Classification	2020	%	2021	%	2022	%	2023	%	2024	%
SBE	\$0.00	0.00%	\$0.00	0.00%	\$0.00	0.00%	\$0.00	0.00%	\$0.00	0.00%
WBE	\$25,849.98	100.00%	\$148,453.92	0.47%	\$417,435.93	0.93%	\$600,819.95	1.13%	\$415,907.68	2.34%
MBE	\$0.00	0.00%	\$2,549,084.97	8.04%	\$3,385,599.93	7.52%	\$4,134,815.52	7.78%	\$2,978,403.47	16.77%
<b>Concessions (Non-Car Rental) Total Spend</b>	<b>\$25,849.98</b>		<b>\$2,697,538.89</b>		<b>\$3,803,035.86</b>		<b>\$4,735,635.47</b>		<b>\$3,394,311.15</b>	

**Concessions (Car Rental)**



Classification	2020	%	2021	%	2022	%	2023	%	2024	%
SBE	\$0.00	0.00%	\$0.00	0.00%	\$0.00	0.00%	\$0.00	0.00%	\$0.00	0.00%
WBE	\$6,090.50	0.34%	\$18,609.50	0.05%	\$125,871.44	0.30%	\$434,992.50	0.76%	\$317,362.38	3.25%
MBE	\$173,600.18	9.79%	\$610,300.81	1.53%	\$1,210,847.81	2.84%	\$1,608,836.57	2.83%	\$844,293.84	8.66%
<b>Concessions (Car Rental) Total Spend</b>	<b>\$179,690.68</b>		<b>\$628,910.31</b>		<b>\$1,336,719.25</b>		<b>\$2,043,829.07</b>		<b>\$1,161,656.22</b>	